



# SMPM Multiport Connectors & Cable Assemblies

Solutions Accommodating Design Density Limitations

Test & Measurement

Telecommunications

High Speed Digital



# SMPM Interconnects | DC - 67 GHz

## Subminiature Push On Mini

MultiLane SMPM product line was developed for applications with strict design density limitations and where high performance is crucial. SMPM connector applications include, but are not limited to semiconductor development, ATE testing, and data center testing.

High Performance  
DC - 67 GHz

High Density  
3.5mm pitch

Solderless  
Installation

Highly  
Customizable


Cost Effective  
Solutions

### Key Features

- Male & Female solderless edge launch connectors
- 2 ports configuration
- Compatible with Coplanar Waveguide and Stripline transmission lines
- Configurable footprint to stackup
- Board to board & cable to board mating configurations

#### Adapters


SMPM M or F to 1.85 mm, 2.40 mm & 2.92 mm



#### Twinax Cable Assemblies

SMPM M or F to 1.85 mm, 2.40 mm or 2.92 mm  
Standard cable lengths: 15 cm or 30 cm.

*\*Contact factory for other lengths*



#### Twinax Cable Assemblies

- SMPM M to SMPM M
- SMPM M to SMPM F
- SMPM F to SMPM F
- Standard cable lengths: 15 cm or 30 cm

*\*Contact factory for other lengths*

#### Coax Cable Assemblies

- SMPM F to SMPM F
- SMPM F to 1.85 mm, 2.40 mm or 2.92 mm
- Standard cable lengths: 15 cm or 30 cm

*\*Contact factory for other lengths*


## Signal Integrity Prioritized

We recognize one of industry’s biggest challenges: consolidating a PCB stack up with the appropriate connector. From connector selection all the way to specific footprint optimization, MultiLane’s facilities and expertise allow us to tailor our connectors to your specific applications.

### We Can Provide You With:

- Custom evaluation boards
- 3D & SI simulation files provided for your own testing and design
- Quick turnaround designs: Design, prototyping and simulation all done in house

### SMPM Test Boards Available



General Electrical Specifications	Mated SMPM Board Mount Connectors (112 Gb/s)	
Nominal Impedance	50 ohms	
Frequency Range	DC - 67 GHz	
Insertion Loss	<6dB at 50GHz	
Return Loss	<15dB at 26.5GHz <10dB at 50GHz	
Insulation Resistance	5,000 megohms	
DWV (at sea level)	250 VRMS typical	
RF Leakage	> 100 dB	

Cable Assemblies Signal Integrity Performance	SMPM Twinax Cable Assemblies (112 Gb/s)	
Nominal Impedance	50 Ohm	
Frequency Range	Up to 50 GHz	
Insertion Loss	- 13 dB max up to 26.5 GHz	
Return Loss	10 dB up to 50 GHz max	
Shield Effectiveness	> 80 dB	

